



अमृत महा आवास अभियान २०२२-२३

साप्ताहिक प्रगती अहवाल : १७.०४.२०२३ ते २४.०४.२०२३

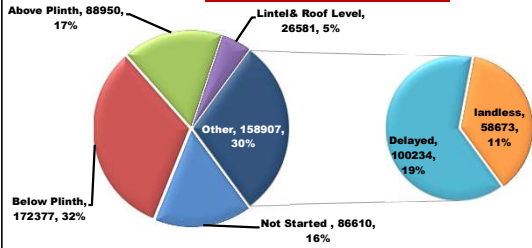
प्रधानमंत्री आवास योजना ग्रामीण – मंजूरी, पूर्ण घरकुले, हप्ते वितरण, भूमिहीन, आर्थिकदृष्ट्या अपुर्ण
राज्य पुरस्कृत ग्रामीण आवास योजना – मंजूरी, पूर्ण घरकुले, हप्ते वितरण, आर्थिकदृष्ट्या अपुर्ण

योजना	एकूण मंजूरी	साप्ताहिक मंजूरी	एकूण पूर्ण	साप्ताहिक पूर्ण घरकुले	साप्ताहिक पहिला हप्ता वितरीत	साप्ताहिक दुसरा हप्ता वितरीत	साप्ताहिक तिसरा हप्ता वितरीत
प्रधानमंत्री आवास योजना ग्रामीण	१४१०८५३	१८७	१०३६७७३	३७७७	२६०८	१०३७५	८७९६
राज्य योजना	५५५६१४	३८९४	४०२७२८	१५४६	२८५६	२१०४	२००५
एकूण	१९६६४६७	४०८१	१४३९५०१	५३२३	५४६४	१२४७९	१०८०१

PMAY-G Completion Progress Bar

73.5%

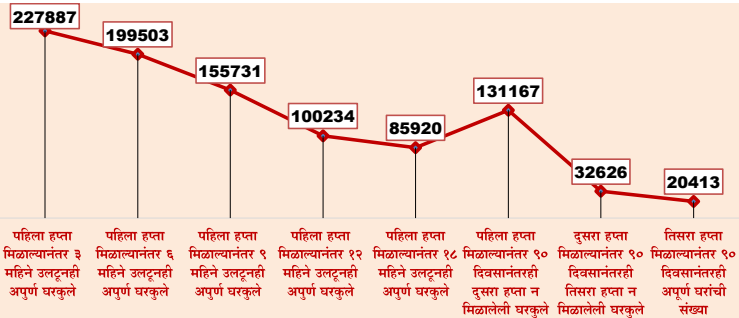
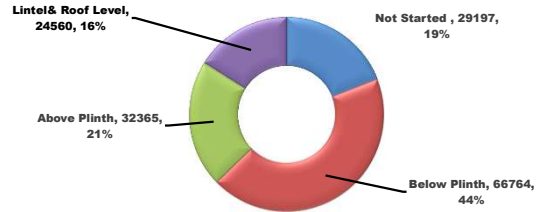
PMAY-G: Incomplete Houses bifurcation



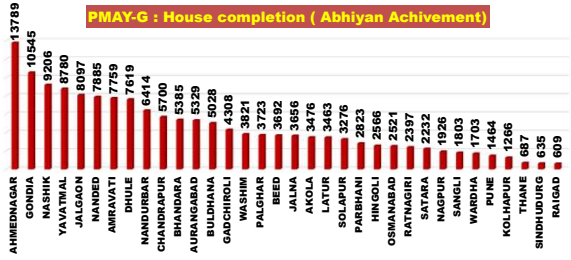
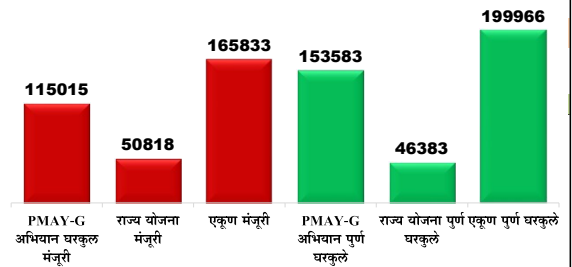
State Schemes Progress Bar

72.5%

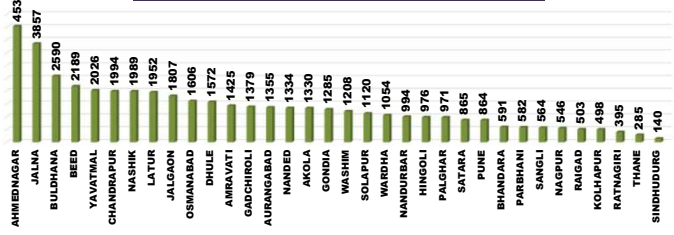
State Schemes: Incomplete Houses bifurcation



Abhiyan Achievement Day 155



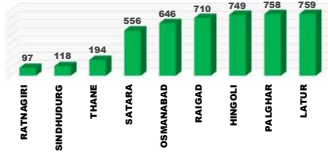
State Schemes: House completion (Abhiyan Achievement)



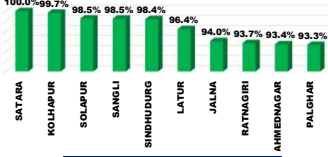
राज्य व्यवस्थापन कक्ष- ग्रामीण गृहनिर्माण
४ था मजला, दक्षिण कक्ष, सिडको भवन, सीबीडी बेलापूर, नवी मुंबई - ४०० ६१४.

Top and Bottom Ten Districts

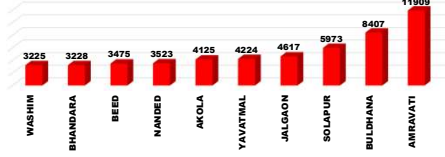
PMAY-G Delayed Houses TOP 10 Dist.



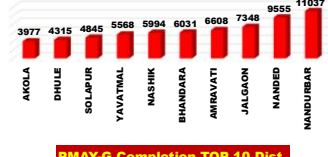
State Schemes Sanction TOP 10 Dist.



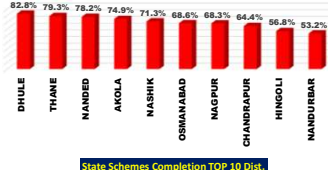
PMAY-G Remaining 1st Installments Bottom 10 Dist.



PMAY-G Delayed Houses Bottom 10 Dist.



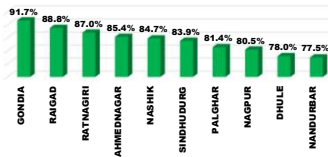
State Schemes Sanction Bottom 10 Dist.



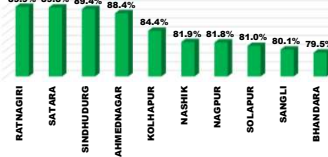
PMAY-G Remaining 2nd Installments Bottom 10 Dist.



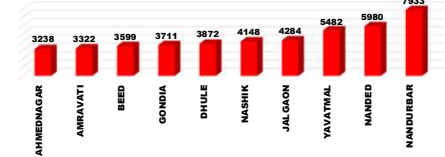
PMAY-G Completion TOP 10 Dist.



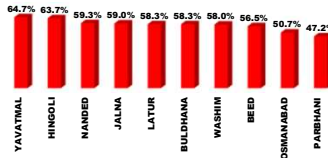
State Schemes Completion TOP 10 Dist.



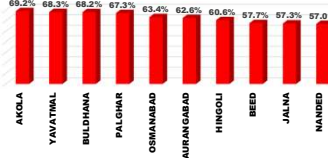
PMAY-G Remaining 3rd Installments Bottom 10 Dist.



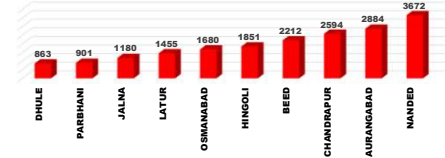
PMAY-G Completion Bottom 10 Dist.



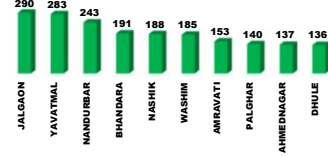
State Schemes Completion Bottom 10 Dist.



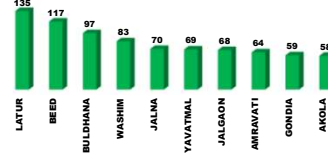
State Schemes Remaining 1st Installments Bottom 10 Dist.



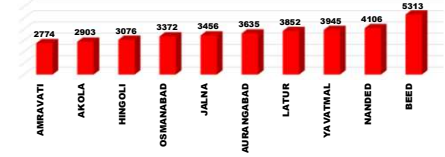
PMAY-G Daily Completion Top 10 Dist.



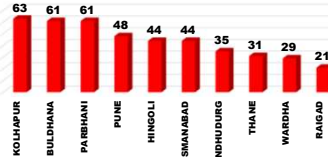
State Schemes Daily Completion Top 10 Dist.



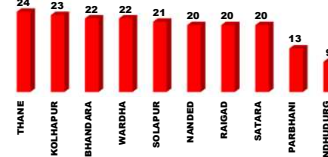
State Schemes Remaining 2nd Installments Bottom 10 Dist.



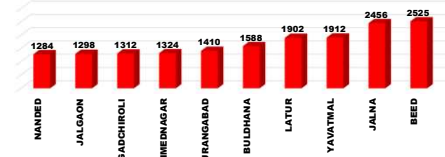
PMAY-G Daily Completion Bottom 10 Dist.



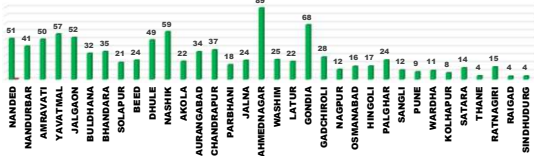
State Schemes Daily Completion Bottom 10 Dist.



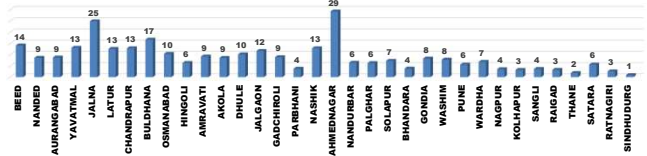
State Schemes Remaining 3rd Installments Bottom 10 Dist.



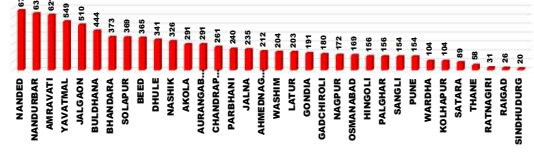
PMAY-G : Current Pace of Completion Per Day (Abhiyan)



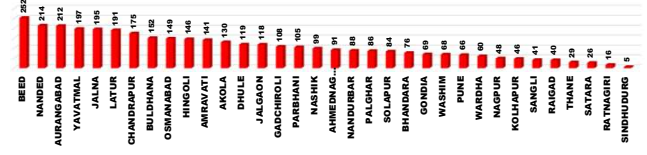
State Schemes : Current Pace of Completion Per Day (Abhiyan)



PMAY-G Required Pace of Completion Per Day



State Schemes Required Pace of Completion Per Day



प्रधानमंत्री आवास योजना ग्रामीण - मंजूरी (PWL+Awaas Plus)

Sr. No.	Division	Target (PWL+Awaas Plus)	17.04.2023	24.04.2023	Weekly Achievement	Remaining
1	AMRAVATI DIV.	275029	274528	274584	74	445
2	NASHIK DIV.	414760	413711	413768	71	992
3	AURANGABAD DIV.	238065	237478	237417	32	648
4	NAGPUR DIV.	292090	291576	291470	9	620
5	KONKAN DIV.	69785	69637	69636	1	149
6	PUNE DIV.	124804	124494	123978	0	826
Total		1414533	1411424	1410853	187	3680

Sr. No.	District	Target (PWL+Awaas Plus)	17.04.2023	24.04.2023	Weekly Achievement	Remaining
1	YAVATMAL	65355	65161	65225	64	130
2	JALGAON	79748	79423	79451	28	297
3	NANDURBAR	119521	118941	118959	18	562
4	OSMANABAD	14506	14384	14401	17	105
5	JALNA	24039	24007	24022	15	17
6	DHULE	64979	64903	64917	14	62
7	AHMEDNAGAR	60792	60752	60763	11	29
8	GADCHIROLI	31698	31611	31619	8	79
9	AMRAVATI	95712	95460	95466	6	246
10	WASHIM	20404	20397	20401	4	3
11	GONDIA	96492	96142	96143	1	349
12	PALGHAR	35312	35184	35185	1	127
13	AKOLA	48792	48778	48778	0	14
14	AURANGABAD	36795	36666	36666	0	129
15	HINGOLI	18109	18083	18083	0	26
16	KOLHAPUR	17685	17685	17685	0	0
17	NANDED	69533	69460	69460	0	73
18	PUNE	20543	20531	20531	0	12
19	RAIGAD	9831	9822	9822	0	9
20	SINDHUDURG	5142	5142	5142	0	0
21	THANE	9605	9599	9599	0	6
22	BEED	35310	35254	35253	-1	57
23	RATNAGIRI	9895	9890	9888	-2	7
24	PARBHANI	19094	19060	19057	-3	37
25	CHANDRAPUR	43122	43010	42999	-11	123
26	NASHIK	89720	89692	89678	-14	42
27	WARDHA	18633	18621	18606	-15	27
28	SATARA	15348	15361	15344	-17	4
29	BULDHANA	44766	44732	44714	-18	52
30	SANGLI	21890	21780	21748	-32	142
31	BHANDARA	65086	65092	65056	-36	30
32	NAGPUR	37059	37100	37047	-53	12
33	LATUR	20679	20564	20475	-89	204
34	SOLAPUR	49338	49137	48670	-467	668
Total		1414533	1411424	1410853	187	3680

Remaining Sanction RANK

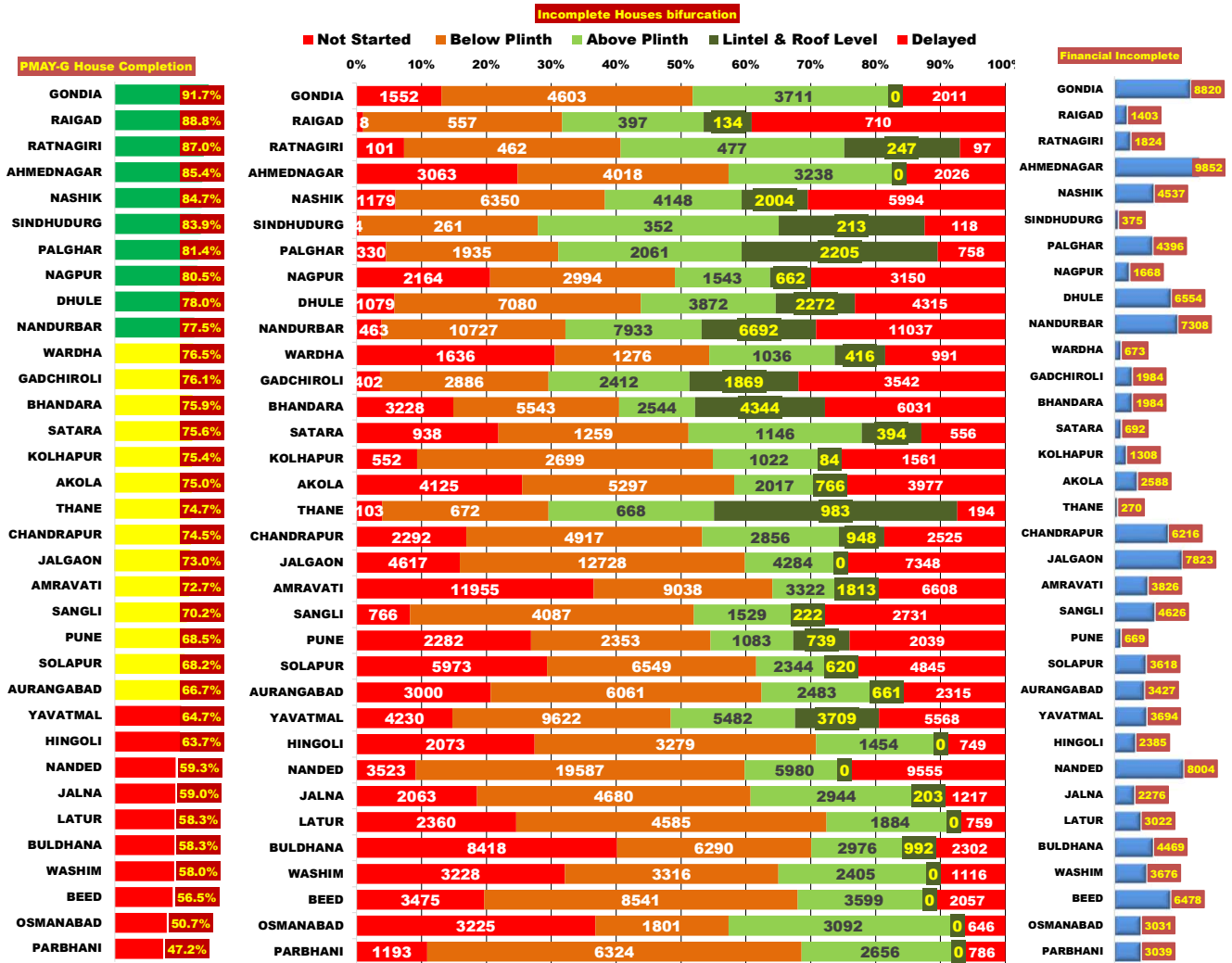
KOLHAPUR	0
SINDHUDURG	0
WASHIM	3
SATARA	4
THANE	6
RATNAGIRI	7
RAIGAD	9
NAGPUR	12
PUNE	12
AKOLA	14
JALNA	17
HINGOLI	26
WARDHA	27
AHMEDNAGAR	29
BHANDARA	30
PARBHANI	37
NASHIK	42
BULDHANA	52
BEED	57
DHULE	62
NANDED	73
GADCHIROLI	79
OSMANABAD	105
CHANDRAPUR	123
PALGHAR	127
AURANGABAD	129
YAVATMAL	130
SANGLI	142
LATUR	204
AMRAVATI	246
JALGAON	297
GONDIA	349
NANDURBAR	562
SOLAPUR	668

प्रधानमंत्री आवास योजना - ग्रामीण : भूमिहीन लाभार्थी अहवाल

Sr. No.	District	Google Sheet Report			AwaasSoft Report			
		Total Landless	Provided land	Remaining	Landless beneficiaries tagged in AwaasSoft	Landless beneficiaries provided land	Remaining Landless	Remaining Tag (provided land)
1	DHULE	18	18	0	18	18	0	0
2	GADCHIROLI	8	8	0	8	8	0	0
3	NANDURBAR	0	0	0	0	0	0	0
4	PALGHAR	11	11	0	11	11	0	0
5	RAIGAD	6	6	0	6	6	0	0
6	RATNAGIRI	23	23	0	23	23	0	0
7	SINDHUDURG	420	420	0	420	420	0	0
8	KOLHAPUR	257	257	0	257	227	30	30
9	THANE	127	74	53	127	43	84	31
10	NANDED	362	277	85	362	242	120	35
11	BEED	212	101	111	212	72	140	29
12	SANGLI	431	143	288	430	141	289	2
13	PARBHANI	332	15	317	331	13	318	2
14	SATARA	1309	598	711	1304	628	676	-30
15	NASHIK	1804	1454	350	1804	715	1089	739
16	HINGOLI	1713	787	926	1713	466	1247	321
17	JALNA	1413	165	1248	1381	85	1296	80
18	WARDHA	2819	1284	1535	2803	1214	1589	70
19	NAGPUR	5134	3397	1737	5054	3412	1642	-15
20	GONDIA	2450	2450	0	2450	765	1685	1685
21	CHANDRAPUR	2791	1463	1328	2770	971	1799	492
22	PUNE	2925	992	1933	2924	885	2039	107
23	LATUR	2299	68	2231	2299	66	2233	2
24	OSMANABAD	2470	104	2366	2470	56	2414	48
25	YAVATMAL	3437	1119	2318	3611	1178	2433	-59
26	BHANDARA	5825	3230	2595	5792	3213	2579	17
27	WASHIM	3477	865	2612	3477	850	2627	15
28	AURANGABAD	3328	1779	1549	3328	288	3040	1491
29	AKOLA	7074	3842	3232	7074	3844	3230	-2
30	AHMEDNAGAR	7762	4828	2934	7756	3374	4382	1454
31	JALGAON	22872	21026	1846	22962	17824	5138	3202
32	SOLAPUR	7960	2595	5365	7431	935	6496	1660
33	BULDHANA	15256	8455	6801	15230	7058	8172	1397
34	AMRAVATI	21560	11238	10322	21560	11221	10339	17
	Total	127885	73092	54793	127398	60272	67126	12926

प्रधानमंत्री आवास योजना ग्रामीण - पूर्ण घरकूले

Sr. No.	Division	Sanction	17.04.2023	24.04.2023	Weekly Achievement	Remaining	Avg. Completed Per Day From 20.11.22 to Today	To be Completed in Per Day till 05.06.23
1	NASHIK DIV.	413768	327645	328639	994	85129	291	2027
2	AMRAVATI DIV.	274584	185214	186021	807	88563	186	2109
3	AURANGABAD DIV.	237417	138840	139496	656	97921	206	2331
4	NAGPUR DIV.	291470	237079	237695	616	53775	191	1280
5	PUNE DIV.	123978	87075	87463	388	36515	65	869
6	KONKAN DIV.	69636	57143	57459	316	12177	52	290
Total		1410853	1032996	1036773	3777	374080	991	8907



प्रधानमंत्री आवास योजना ग्रामीण - पूर्ण घरकूले

Sr. No.	District	Sanction	17.04.2023	24.04.2023	Weekly Achievement	Remaining	Aug. Completed Per Day From 20.11.22 to Today	To be Completed in Per Day till 05.06.23
1	JALGAON	79451	57725	58015	290	21436	52	510
2	YAVATMAL	65225	41905	42188	283	23037	57	549
3	NANDURBAR	118959	91901	92144	243	26815	41	638
4	BHANDARA	65056	49206	49397	191	15659	35	373
5	NASHIK	89678	75809	75997	188	13681	59	326
6	WASHIM	20401	11642	11827	185	8574	25	204
7	AMRAVATI	95466	69231	69384	153	26082	50	621
8	PALGHAR	35185	28514	28654	140	6531	24	156
9	AHMEDNAGAR	60763	51732	51869	137	8894	89	212
10	DHULE	64917	50478	50614	136	14303	49	341
11	SOLAPUR	48670	33054	33184	130	15486	21	369
12	AKOLA	48778	36448	36573	125	12205	22	291
13	BEED	35253	19802	19920	118	15333	24	365
14	LATUR	20475	11822	11937	115	8538	22	203
15	GADCHIROLI	31619	23962	24075	113	7544	28	180
16	CHANDRAPUR	42999	31936	32039	103	10960	37	261
17	AURANGABAD	36666	24364	24461	97	12205	34	291
18	GONDIA	96143	88030	88123	93	8020	68	191
19	NANDED	69460	41103	41195	92	28265	51	673
20	RATNAGIRI	9888	8512	8601	89	1287	15	31
21	NAGPUR	37047	29732	29819	87	7228	12	172
22	JALNA	24022	14077	14162	85	9860	24	235
23	SANGLI	21748	15196	15270	74	6478	12	154
24	SATARA	15344	11534	11607	73	3737	14	89
25	KOLHAPUR	17685	13265	13328	63	4357	8	104
26	BULDHANA	44714	25988	26049	61	18665	32	444
27	PARBHANI	19057	8935	8996	61	10061	18	240
28	PUNE	20531	14026	14074	48	6457	9	154
29	HINGOLI	18083	11480	11524	44	6559	17	156
30	OSMANABAD	14401	7257	7301	44	7100	16	169
31	SINDHUDURG	5142	4277	4312	35	830	4	20
32	THANE	9599	7142	7173	31	2426	4	58
33	WARDHA	18606	14213	14242	29	4364	11	104
34	RAIGAD	9822	8698	8719	21	1103	4	26
Total		1410853	1032996	1036773	3777	374080	991	8907

राज्यपुरस्कृत आवास योजना ग्रामीण - मंजूरी

Sr. No.	Division	Target	17.04.2023	24.04.2023	Weekly Achievement	Remaining
1	NAGPUR DIV.	118393	89655	91888	2233	26505
2	AURANGABAD DIV.	199331	164457	165441	984	33890
3	NASHIK DIV.	141360	110162	110541	379	30819
4	AMRAVATI DIV.	109702	93510	93694	184	16008
5	KONKAN DIV.	34732	30943	31053	110	3679
6	PUNE DIV.	65334	62993	62997	4	2337
Total		668852	551720	555614	3894	113238

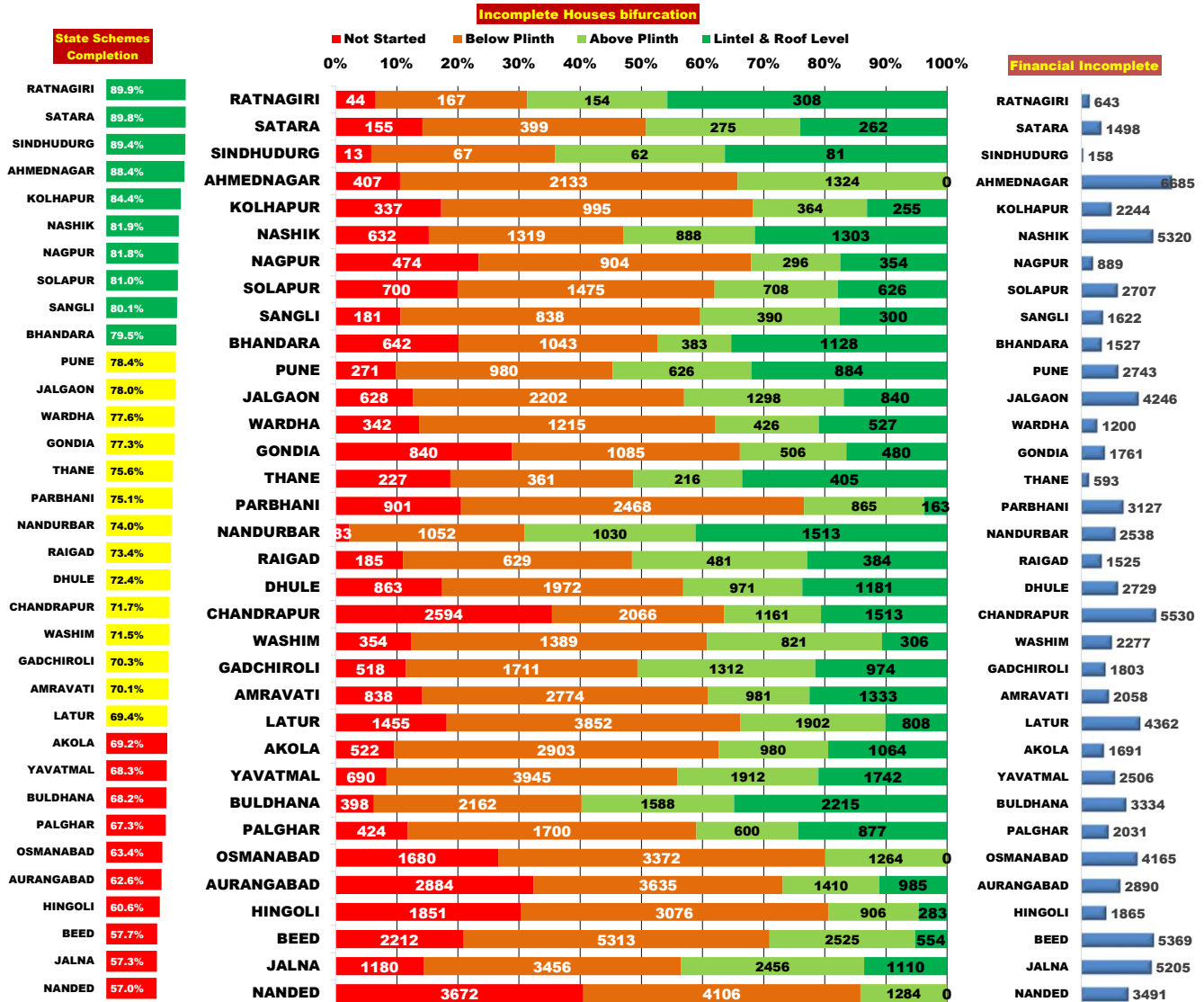
Sr. No.	District	Target	17.04.2023	24.04.2023	Weekly Achievement	Remaining
1	CHANDRAPUR	40285	24080	25933	1853	14352
2	DHULE	21790	17708	18048	340	3742
3	BEED	26878	24796	25076	280	1802
4	NANDED	26760	20698	20916	218	5844
5	HINGOLI	27298	15306	15514	208	11784
6	BHANDARA	17590	15392	15558	166	2032
7	AMRAVATI	23224	19699	19812	113	3412
8	NAGPUR	16291	11021	11130	109	5161
9	LATUR	27171	26113	26199	86	972
10	RAIGAD	7406	6228	6302	74	1104
11	OSMANABAD	24853	16979	17039	60	7814
12	GONDIA	14246	12795	12846	51	1400
13	WARDHA	13147	11170	11218	48	1929
14	AURANGABAD	26141	23795	23842	47	2299
15	JALNA	20446	19183	19228	45	1218
16	AKOLA	23681	17691	17733	42	5948
17	PARBHANI	19784	17587	17627	40	2157
18	NASHIK	32035	22811	22843	32	9192
19	PALGHAR	11792	10974	11002	28	790
20	YAVATMAL	29681	26098	26113	15	3568
21	BULDHANA	21616	19967	19979	12	1637
22	THANE	6264	4957	4965	8	1299
23	GADCHIROLI	16834	15197	15203	6	1631
24	JALGAON	25659	22535	22540	5	3119
25	PUNE	14672	12770	12774	4	1898
26	NANDURBAR	26578	14135	14137	2	12441
27	WASHIM	11500	10055	10057	2	1443
28	AHMEDNAGAR	35298	32973	32973	0	2325
29	KOLHAPUR	12565	12528	12528	0	37
30	RATNAGIRI	7129	6677	6677	0	452
31	SANGLI	8732	8603	8603	0	129
32	SATARA	10647	10647	10647	0	0
33	SINDHUDURG	2141	2107	2107	0	34
34	SOLAPUR	18718	18445	18445	0	273
Total		668852	551720	555614	3894	113238

Remaining Sanction RANK

SATARA	0
SINDHUDURG	34
KOLHAPUR	37
SANGLI	129
SOLAPUR	273
RATNAGIRI	452
PALGHAR	790
LATUR	972
RAIGAD	1104
JALNA	1218
THANE	1299
GONDIA	1400
WASHIM	1443
GADCHIROLI	1631
BULDHANA	1637
BEED	1802
PUNE	1898
WARDHA	1929
BHANDARA	2032
PARBHANI	2157
AURANGABAD	2299
AHMEDNAGAR	2325
JALGAON	3119
AMRAVATI	3412
YAVATMAL	3568
DHULE	3742
NAGPUR	5161
NANDED	5844
AKOLA	5948
OSMANABAD	7814
NASHIK	9192
HINGOLI	11784
NANDURBAR	12441
CHANDRAPUR	14352

राज्यपुरस्कृत आवास योजना ग्रामीण - पूर्ण घरकूले

Sr. No.	Division	Sanction	17.04.2023	24.04.2023	Weekly Achievement	Remaining	Avg. Completed Per Day From 20.11.22 to Today	To be Completed in Per Day till 05.06.23
1	AURANGABAD DIV.	165441	103494	103957	463	61484	89	1464
2	AMRAVATI DIV.	93694	64406	64777	371	28917	55	689
3	NASHIK DIV.	110541	88720	88956	236	21585	70	514
4	NAGPUR DIV.	91888	69163	69394	231	22494	44	536
5	PUNE DIV.	62997	51846	51976	130	11021	25	262
6	KONKAN DIV.	31053	23553	23668	115	7385	15	176
Total		555614	401182	402728	1546	152886	299	3640



राज्यपुरस्कृत आवास योजना ग्रामीण - पूर्ण घरकूले

Sr. No.	District	Sanction	17.04.2023	24.04.2023	Weekly Achievement	Remaining	Avg. Completed Per Day From 20.11.22 to Today	To be Completed in Per Day till 05.06.23
1	LATUR	26199	18047	18182	135	8017	13	191
2	BEED	25076	14355	14472	117	10604	14	252
3	BULDHANA	19979	13519	13616	97	6363	17	152
4	WASHIM	10057	7104	7187	83	2870	8	68
5	JALNA	19228	10956	11026	70	8202	25	195
6	YAVATMAL	26113	17755	17824	69	8289	13	197
7	JALGAON	22540	17504	17572	68	4968	12	118
8	AMRAVATI	19812	13822	13886	64	5926	9	141
9	GONDIA	12846	9876	9935	59	2911	8	69
10	AKOLA	17733	12206	12264	58	5469	9	130
11	AHMEDNAGAR	32973	29106	29163	57	3810	29	91
12	GADCHIROLI	15203	10642	10688	46	4515	9	108
13	HINGOLI	15514	9356	9398	42	6116	6	146
14	CHANDRAPUR	25933	18558	18599	41	7334	13	175
15	NAGPUR	11130	9061	9102	41	2028	4	48
16	NANDURBAR	14137	10420	10459	39	3678	6	88
17	NASHIK	22843	18662	18701	39	4142	13	99
18	PALGHAR	11002	7363	7401	38	3601	6	86
19	AURANGABAD	23842	14893	14928	35	8914	9	212
20	SANGLI	8603	6859	6894	35	1709	4	41
21	DHULE	18048	13028	13061	33	4987	10	119
22	OSMANABAD	17039	10767	10798	31	6241	10	149
23	PUNE	12774	9982	10013	31	2761	6	66
24	RATNAGIRI	6677	5980	6004	24	673	3	16
25	THANE	4965	3732	3756	24	1209	2	29
26	KOLHAPUR	12528	10554	10577	23	1951	3	46
27	BHANDARA	15558	12340	12362	22	3196	4	76
28	WARDHA	11218	8686	8708	22	2510	7	60
29	SOLAPUR	18445	14915	14936	21	3509	7	84
30	NANDED	20916	11903	11923	20	8993	9	214
31	RAIGAD	6302	4603	4623	20	1679	3	40
32	SATARA	10647	9536	9556	20	1091	6	26
33	PARBHANI	17627	13217	13230	13	4397	4	105
34	SINDHUDURG	2107	1875	1884	9	223	1	5
Total		555614	401182	402728	1546	152886	299	3640

प्रधानमंत्री आवास योजना ग्रामीण - हप्ते वितरण

Sr. No.	Division	1st Installment (Weekly Achievement)	1st Installment Remaining	2nd Installment (Weekly Achievement)	2nd Installment Remaining	3rd Installment (Weekly Achievement)	3rd Installment Remaining
1	AMRAVATI DIV.	981	31890	2577	33563	2082	16202
2	AURANGABAD DIV.	692	20882	3107	54858	1590	24092
3	NASHIK DIV.	396	11401	2097	40903	1846	23475
4	NAGPUR DIV.	312	11061	1600	22219	1932	14102
5	PUNE DIV.	180	10385	672	16947	645	7124
6	KONKAN DIV.	47	553	322	3887	701	3955
Total		2608	86172	10375	172377	8796	88950

PMAY-G 1st Ins Pending

SINDHUDURG	4
RAIGAD	15
RATNAGIRI	101
THANE	103
PALGHAR	330
GADCHIROLI	377
KOLHAPUR	552
SANGLI	640
SATARA	938
DHULE	1079
NASHIK	1179
PARBHANI	1193
NANDURBAR	1463
GONDIA	1552
WARDHA	1636
NAGPUR	2029
JALNA	2033
HINGOLI	2073
CHANDRAPUR	2239
PUNE	2282
LATUR	2360
AURANGABAD	3000
AHMEDNAGAR	3063
OSMANABAD	3225
WASHIM	3225
BHANDARA	3228
BEED	3475
NANDED	3523
AKOLA	4125
YAVATMAL	4224
JALGAON	4617
SOLAPUR	5973
BULDHANA	8407
AMRAVATI	11909

PMAY-G 2nd Ins Pending

SINDHUDURG	261
RATNAGIRI	462
RAIGAD	557
THANE	672
SATARA	1259
WARDHA	1276
OSMANABAD	1801
PALGHAR	1935
PUNE	2353
KOLHAPUR	2699
GADCHIROLI	2886
NAGPUR	2994
HINGOLI	3279
WASHIM	3316
AHMEDNAGAR	4018
SANGLI	4087
LATUR	4585
GONDIA	4603
JALNA	4680
CHANDRAPUR	4917
AKOLA	5297
BHANDARA	5543
AURANGABAD	6061
BULDHANA	6290
PARBHANI	6324
NASHIK	6350
SOLAPUR	6549
DHULE	7080
BEED	8541
AMRAVATI	9038
YAVATMAL	9622
NANDURBAR	10727
JALGAON	12728
NANDED	19587

PMAY-G 3rd Ins Pending

SINDHUDURG	352
RAIGAD	397
RATNAGIRI	477
THANE	668
KOLHAPUR	1022
WARDHA	1036
PUNE	1083
SATARA	1146
HINGOLI	1454
SANGLI	1529
NAGPUR	1543
LATUR	1884
AKOLA	2017
PALGHAR	2061
SOLAPUR	2344
WASHIM	2405
GADCHIROLI	2412
AURANGABAD	2483
BHANDARA	2544
PARBHANI	2656
CHANDRAPUR	2856
JALNA	2944
BULDHANA	2976
OSMANABAD	3092
AHMEDNAGAR	3238
AMRAVATI	3322
BEED	3599
GONDIA	3711
DHULE	3872
NASHIK	4148
JALGAON	4284
YAVATMAL	5482
NANDED	5980
NANDURBAR	7933

प्रधानमंत्री आवास योजना ग्रामीण - हप्ते वितरण

Sr. No.	District	1st Installment (Weekly Achievement)	1st Installment Remaining	2nd Installment (Weekly Achievement)	2nd Installment Remaining	3rd Installment (Weekly Achievement)	3rd Installment Remaining
1	YAVATMAL	270	4224	936	9622	699	5482
2	AMRAVATI	236	11909	564	9038	441	3322
3	BULDHANA	297	8407	515	6290	373	2976
4	CHANDRAPUR	96	2239	437	4917	597	2856
5	JALGAON	69	4617	663	12728	387	4284
6	JALNA	55	2033	808	4680	168	2944
7	PARBHANI	89	1193	636	6324	245	2656
8	BHANDARA	61	3228	417	5543	461	2544
9	AHMEDNAGAR	109	3063	238	4018	569	3238
10	BEED	217	3475	411	8541	267	3599
11	NANDED	122	3523	400	19587	331	5980
12	GONDIA	77	1552	340	4603	428	3711
13	NASHIK	68	1179	435	6350	338	4148
14	WASHIM	60	3225	375	3316	402	2405
15	NANDURBAR	45	1463	439	10727	259	7933
16	DHULE	105	1079	322	7080	293	3872
17	LATUR	76	2360	332	4585	260	1884
18	PALGHAR	26	330	177	1935	393	2061
19	SANGLI	58	640	254	4087	192	1529
20	AKOLA	118	4125	187	5297	167	2017
21	SOLAPUR	104	5973	168	6549	138	2344
22	GADCHIROLI	38	377	159	2886	190	2412
23	OSMANABAD	62	3225	225	1801	72	3092
24	AURANGABAD	49	3000	117	6061	174	2483
25	NAGPUR	1	2029	150	2994	135	1543
26	HINGOLI	22	2073	178	3279	73	1454
27	WARDHA	39	1636	97	1276	121	1036
28	SATARA	0	938	106	1259	136	1146
29	KOLHAPUR	3	552	89	2699	123	1022
30	RATNAGIRI	16	101	51	462	95	477
31	THANE	1	103	37	672	99	668
32	PUNE	15	2282	55	2353	56	1083
33	SINDHUDURG	1	4	33	261	73	352
34	RAIGAD	3	15	24	557	41	397
	Total	2608	86172	10375	172377	8796	88950

राज्यपुरस्कृत आवास योजना ग्रामीण - हप्ते वितरण

Sr. No.	Division	1st Installment (Weekly Achievement)	1st Installment Remaining	2nd Installment (Weekly Achievement)	2nd Installment Remaining	3rd Installment (Weekly Achievement)	3rd Installment Remaining
1	AURANGABAD DIV.	861	15835	701	29278	545	12612
2	AMRAVATI DIV.	379	2802	584	13173	570	6282
3	NASHIK DIV.	667	2613	253	8678	316	5511
4	NAGPUR DIV.	430	5410	277	8024	293	4084
5	KONKAN DIV.	473	893	203	2924	183	1513
6	PUNE DIV.	46	1644	86	4687	98	2363
Total		2856	29197	2104	66764	2005	32365

State Schemes 1st Ins Pending

SINDHUDURG	13
RATNAGIRI	44
NANDURBAR	83
SATARA	155
SANGLI	181
RAIGAD	185
THANE	227
PUNE	271
KOLHAPUR	337
WARDHA	342
WASHIM	354
BULDHANA	398
AHMEDNAGAR	407
PALGHAR	424
NAGPUR	474
GADCHIROLI	518
AKOLA	522
JALGAON	628
NASHIK	632
BHANDARA	642
YAVATMAL	690
SOLAPUR	700
AMRAVATI	838
GONDIA	840
DHULE	863
PARBHANI	901
JALNA	1180
LATUR	1455
OSMANABAD	1680
HINGOLI	1851
BEED	2212
CHANDRAPUR	2594
AURANGABAD	2884
NANDED	3672

State Schemes 2nd Ins Pending

SINDHUDURG	67
RATNAGIRI	167
THANE	361
SATARA	399
RAIGAD	629
SANGLI	838
NAGPUR	904
PUNE	980
KOLHAPUR	995
BHANDARA	1043
NANDURBAR	1052
GONDIA	1085
WARDHA	1215
NASHIK	1319
WASHIM	1389
SOLAPUR	1475
PALGHAR	1700
GADCHIROLI	1711
DHULE	1972
CHANDRAPUR	2066
AHMEDNAGAR	2133
BULDHANA	2162
JALGAON	2202
PARBHANI	2468
AMRAVATI	2774
AKOLA	2903
HINGOLI	3076
OSMANABAD	3372
JALNA	3456
AURANGABAD	3635
LATUR	3852
YAVATMAL	3945
NANDED	4106
BEED	5313

State Schemes 3rd Ins Pending

SINDHUDURG	62
RATNAGIRI	154
THANE	216
SATARA	275
NAGPUR	296
KOLHAPUR	364
BHANDARA	383
SANGLI	390
WARDHA	426
RAIGAD	481
GONDIA	506
PALGHAR	600
PUNE	626
SOLAPUR	708
WASHIM	821
PARBHANI	865
NASHIK	888
HINGOLI	906
DHULE	971
AKOLA	980
AMRAVATI	981
NANDURBAR	1030
CHANDRAPUR	1161
OSMANABAD	1264
NANDED	1284
JALGAON	1298
GADCHIROLI	1312
AHMEDNAGAR	1324
AURANGABAD	1410
BULDHANA	1588
LATUR	1902
YAVATMAL	1912
JALNA	2456
BEED	2525

राज्यपुरस्कृत आवास योजना ग्रामीण -हप्ते वितरण

Sr. No.	District	1st Installment (Weekly Achivement)	1st Installment Remaining	2nd Installment (Weekly Achivement)	2nd Installment Remaining	3rd Installment (Weekly Achivement)	3rd Installment Remaining
1	DHULE	586	863	24	1972	46	971
2	YAVATMAL	114	690	217	3945	216	1912
3	PALGHAR	309	424	97	1700	81	600
4	LATUR	66	1455	163	3852	159	1902
5	AMRAVATI	150	838	127	2774	109	981
6	NANDED	242	3672	81	4106	48	1284
7	JALNA	27	1180	146	3456	136	2456
8	AKOLA	92	522	108	2903	93	980
9	AURANGABAD	145	2884	90	3635	50	1410
10	PARBHANI	192	901	28	2468	37	865
11	CHANDRAPUR	122	2594	47	2066	69	1161
12	JALGAON	33	628	105	2202	90	1298
13	GONDIA	93	840	70	1085	45	506
14	GADCHIROLI	35	518	73	1711	99	1312
15	BEED	50	2212	86	5313	65	2525
16	HINGOLI	115	1851	58	3076	21	906
17	BULDHANA	12	398	76	2162	103	1588
18	THANE	107	227	24	361	49	216
19	RAIGAD	57	185	77	629	30	481
20	NAGPUR	103	474	31	904	23	296
21	AHMEDNAGAR	16	407	46	2133	64	1324
22	NASHIK	26	632	38	1319	55	888
23	WASHIM	11	354	56	1389	49	821
24	NANDURBAR	6	83	40	1052	61	1030
25	OSMANABAD	24	1680	49	3372	29	1264
26	BHANDARA	46	642	19	1043	30	383
27	WARDHA	31	342	37	1215	27	426
28	KOLHAPUR	0	337	32	995	28	364
29	SOLAPUR	4	700	19	1475	32	708
30	SATARA	20	155	6	399	13	275
31	PUNE	18	271	9	980	11	626
32	SANGLI	4	181	20	838	14	390
33	RATNAGIRI	-3	44	3	167	19	154
34	SINDHUDURG	0	13	2	67	4	62
	Total	2856	29197	2104	66764	2005	32365

प्रधानमंत्री आवास योजना ग्रामीण - Delayed Houses

■ पहिला हप्ता मिळाल्यानंतर १२ महिने उलटूनही अपूर्ण घरकुले
 ■ पहिला हप्ता मिळाल्यानंतर १८ महिने उलटूनही अपूर्ण घरकुले
 ■ पहिला हप्ता मिळाल्यानंतर १० दिवसानंतरही दुसरा हप्ता न मिळालेला घरकुले
■ दुसरा हप्ता मिळाल्यानंतर १० दिवसानंतरही तिसरा हप्ता न मिळालेला घरकुले
 ■ तिसरा हप्ता मिळाल्यानंतर १० दिवसानंतरही अपूर्ण घरांची संख्या

AHMEDNAGAR	2026	1812	3022	1339	49
AKOLA	3977	3562	3582	877	586
AMRAVATI	6608	5641	7221	1440	996
AURANGABAD	2315	2274	4923	1017	382
BEED	2057	1866	6673	1605	408
BHANDARA	6031	5311	4948	745	2110
BULDHANA	2302	2167	4003	827	671
CHANDRAPUR	2525	1946	3518	683	279
DHULE	4315	4109	5994	2132	1501
GADCHIROLI	3542	2507	2331	1181	843
GONDIA	2011	1980	3094	1020	152
HINGOLI	749	672	2552	445	93
JALGAON	7348	6656	11324	1968	621
JALNA	1217	1075	3153	774	257
KOLHAPUR	1561	755	2393	276	90
LATUR	759	732	2710	426	53
NAGPUR	3150	2376	2585	458	586
NANDED	9555	9167	14835	1907	342
NANDURBAR	11037	10052	7038	4598	5009
NASHIK	5994	3596	4871	2083	1521
OSMANABAD	646	581	1237	439	6
PALGHAR	758	659	1380	542	363
PARBHANI	786	737	4044	492	78
PUNE	2039	1744	1942	478	425
RAIGAD	710	240	472	220	160
RATNAGIRI	97	47	349	93	44
SANGLI	2731	2324	3486	511	119
SATARA	556	393	889	197	137
SINDHUDURG	118	90	207	69	24
SOLAPUR	4845	4632	5013	1234	488
THANE	194	188	577	149	89
WARDHA	991	811	943	212	226
WASHIM	1116	866	2658	386	99
YAVATMAL	5568	4352	7200	1803	1606